

Online Application Instructions U.S. - China the Fulbright Visiting Research Scholars Program (VRS)

These instructions provide guidance for applicants on how to put together a competitive application, as well as help applicants better understand the U.S. - China Fulbright program policies and rules.

The application is available online here:

<https://apply.embark.com/student/fulbright/scholars/>.



Fulbright Visiting Scholar Program

Welcome to the official online application for Fulbright Visiting Scholar Program.

New User?

To begin working on this application, first create a free account.

[Create an Account ▶](#)

[Help Center](#) [Privacy Policy](#)

Returning Embark User?

Login Below

Email Address:

Password:

[Login ▶](#)

Forgot your [password ?](#)

Getting Started:

- You must first create an account in order to log into the Embark Application system. We strongly suggest that you record this information because you will need it to access your account and retrieve your application, as you are unable to finish the application in one setting.
- If you experience any technical problems, please contact the [Help Center](#), which is available below the [create an account](#) on the above login screen.

Preliminary Questions:

Do you have or are you applying for U.S Permanent Residency?

yes

Home Country/Country Applying from:

: China

Program:

: Fulbright Visiting Scholar Program

Category of Grant:

: **Research** (please note other grant categories do not apply to China applicants)

Step 1: Instructions

How to obtain the U.S. China program instruction, please follow the following steps:

Update Account | Help | Logout

Home

1 Instructions

2 Application Form

3 Documents

4 References

5 Application Inspector

6 Submit Application

FULBRIGHT

This Application has **NOT** been submitted
[Update my account](#) to preliminary questions

Step 1: Instructions

Here are the application instructions for Fulbright Visiting Scholar Program. Please review these instructions before you proceed.

To view the instructions you need to have Adobe Acrobat Reader installed on your computer. If you do not have this installed you will need to download it first by clicking on the link at the bottom of the page.

- [The Fulbright Program and General Requirements](#)

Continue to Application Form

Adobe Get Acrobat Reader

To view and print these pages you must have Adobe Acrobat Reader installed. This product is free to download [here](#). Users with visual disabilities can access information in Adobe © PDF by also downloading the [Acrobat Access](#) plug-in.

[Copyright Notice](#)

To access the Fulbright Program and General Requirements, click the link and it will bring you to the next page (see below), and then click china | download instructions.

FULBRIGHT SCHOLAR PROGRAM
 A program of the United States Department of State Bureau of Educational and Cultural Affairs

Home | About Us | Programs | News & Media | On Campus

Home > The Fulbright Program and General Requirements

The Fulbright Program and General Requirements

- Fulbright Scholar Visiting (Non-U.S.) Applicants | [Download Instructions](#)
- Country/Program Specific Instructions
 - Arctic Initiative Program | [Download instructions](#)
 - Australia | [Download instructions](#)
 - Belgium | [Download instructions](#)
 - Canada | [Download instructions](#)
 - China | [Download instructions](#)
 - European Schuman Award | [Download instructions](#)

Step 2 Application Form:

FULBRIGHT

This Application has **NOT** been submitted
[Update my answer](#) to preliminary questions

Page: 1 | 2 | 3 | 4 | 5 | 6 | 7 | 8 | 9 | 10 | 11 | 12 | 13 | 14 | 15 | 16 | 17

Step 2: Application Form

Fulbright Visiting Scholar Program: Page 1 of 17

FULBRIGHT SCHOLAR PROGRAM

Visiting Scholar Application Form

Personal Information		
1.	Home Country/Country Applying from	China
2.	Program	Fulbright Visiting Scholar Program
3.	Special award name (if any)	<input type="text"/>
4.	Category of Grant	Research
5.	Title	<input type="text"/>

Specific Additional Guidance for Application Form:

Personal Information:

1. Family Name first name First Name Middle

2. Place of birth Place of birth DS2019

Academic Credentials:

1. Institution Name,
2. List up to three completed degrees; enter your highest degree first
Ph.D./MA/BA
3. Most significant professional accomplishments, honors and awards and up to three significant publications (list maximum of five, separated by semicolons; 700 character limit, use Roman characters only)
3-5 Times New Roman 700

Project Details:

1. Project Title (limit 160 characters)
2. Brief Summary of project Statement/Rationale: Times New Roman 700

Project Details:

Proposed Program Length and Dates:

12 10 12

2016 9 16

9 1

CIES

Embark

Contact/Family Information

Telephone:

Emergency Contact Information

Telephone:

Accompanying Dependents: question 30


(350)

Alternate Funding:

Please list all non-Fulbright funding you expect to receive during your grant (sabbatical funding or other paid leave from your university, personal savings, etc.). Please list funding amounts in U.S. dollars and attach your supporting documentation/financial support statement in the document upload section. Do you expect to receive sabbatical pay, paid leave of absence or other sources of financial support during your Fulbright grant?

NO

Sept 3: Documents:

	This Application has NOT been submitted Update my account to preliminary questions
Page: 1 2 3 4 5 6 7 8 9 10 11 12 13 14 15 16 17 Save	

Step 3: Documents

Fulbright Visiting Scholar Program: Page 5 of 17

PROJECT STATEMENT

The project statement is the most important component of the Fulbright application. Scholars with the most compelling, theoretically sound, well-written, feasible proposals are generally recommended for awards. Sometimes those with outstanding professional achievements assume that a brief, general project statement will be sufficient; it is not. To ensure a competitive application, your proposed project, as well as the strategy for completing it, should be thoroughly explained in three to five single-sided pages.

Attach a detailed project statement of no more than five single-spaced pages (3,500 words)

Format

- The project statement itself must be three to five single-spaced typed pages. **Do not exceed the character limit of the proposal.** Including irrelevant or extraneous material may divert attention from the project statement.
- Begin the project statement with your name, country and the project title at the top of page one. At the top of each subsequent page, type your name and country.

[Click here for complete guidelines](#)



Project Statement

Background:

Introduce the research topic

Place the project in academic or professional context by referring to major works by others on the subject

Highlight what we already know about your topic from previous research, as well as what we do not yet know and how your research project will help fill in that gap

Objectives:

- Aims of the project
- What do you propose to do?
- What are your research questions and hypothesis?
- What problems do you propose to solve?
- How will answering this research question create new knowledge in the researcher's area of expertise

?

- Does your proposal indicate original and creative thinking?
- Does your project focus on American Studies, rather than Chinese Studies
- Do you do RESEARCH, rather than, to learn, teach and establish joint degrees although they are an integral part of the exchange experience.

Methodology:

How do you propose to conduct your research?

What kinds of research approaches, methods you will use ? For example, interviews library or archival research; quantitative or qualitative ?

What information will be collected?

Why is this information needed and appropriate to answer the research question?

Be as specific as you can in specifying your research design and methodology

Significance:

- Why is your research important for the field, your home country and your own professional development
- How will your participation in the Fulbright impact your teaching or professional work
- How will your research project results help you to develop new approaches to curriculum planning, student advising or pedagogy; expanding knowledge in the field through collaboration with U.S. colleagues
- How will your research to deepen understanding between the people of the U.S. and China

Evaluation and Dissemination:

How will you apply your research findings to your teaching and research after returning to China? ?

In what ways will you speak about your Fulbright experience? ?

Will you plan to publish books or articles disseminating your research results? ?

Will you support the Fulbright program through various activities such as becoming involved with alumni activities, serving on selection committees, recruiting new applicants and hosting visiting Fulbrighters?

Why is it necessary to do your research in the United States? Is your plan feasible?
Are the resources you need for your research available in China or on the Internet?

Provide reasons why you prefer to do your research at the potential U.S. universities? What kind of support will the U.S. university offer?
?

?

Justification for Residence in the United States for the Proposed Project:

Why is it necessary to do your research in the United States? Is your plan feasible?
Are the resources you need for your research available in China or on the Internet?

Provide reasons why you prefer to do your research at the potential U.S. universities? What kind of support will the U.S. university offer?
?

Duration:

Timelines of your research proposal
Be as specific as you can in specifying your research schedule.
Other: If applicable.

Curriculum vitae

education (universities attended, degrees earned and dates received)
positions held
courses taught and other services provided to students and the home institution
publications (provide full citations and list them starting with the most recent)
other professional activities, such as workshops, seminars and consultations
membership and activities in professional associations
professional honors, awards and fellowships
community service

Note: Copies of diplomas are not required.

Letters of Invitation

gmail.com etc

yahoo.com,
edu.cn

English Language Proficiency

TOEFL/IELTS

Financial Support/Budget

12

\$2500/per person/per month

2

J-1 or J-2 VISA (DS-2019)

J-1 J-2

DS 2019

DS2019

Passport

Bibliography


-

Letter of Support from Home Institution (if applicable)

Step 4: References:

- a. How long and in what capacity have you known the applicant?
- b. accomplishments.
- c. Significance of proposal to the field.
- d. Importance of project to home country.
- e.
- f. -cultural adaptability and flexibility.

Sept 5 Application Inspector

[Update Account](#) | [Help](#) | [Logout](#) 

- Home
- 1 Instructions
- 2 Application Form
- 3 Documents
- 4 References
- 5 Application Inspector
- 6 Submit Application


FULBRIGHT



This Application has **NOT** been submitted
[Update my account](#) to preliminary questions

Step 5: Application Inspector

Application Inspector found **65** required questions and **2** recommended questions incomplete. You must answer the required questions before you continue. Click "View Results" to continue.



[View Results >](#)

[Copyright Notice](#)

6 Submit Application



This Application has **NOT** been submitted
[Update My Account](#) to preliminary questions

Step 6: Submit Application

Your electronic signature has been submitted.

Click "Submit my Application Now" to submit your application online to Fulbright Visiting Scholar Program. We will send you an email to confirm that your application form has been sent.

Fulbright Visiting Scholar Program will also send you an email to confirm that your application form has been received.

Once you get the first email, this means that your application form has been successfully **submitted**. Once you get the second email, this means that your application form has been **received** by Fulbright Visiting Scholar Program.

Important: There may be a time lag between your application being **submitted** and it being **received**. This is because the admissions office may take a few days to receive your application after it has been electronically delivered to them.



[Submit my Application Now ▶](#)